

STAAR Report Card and Student Portal Updates

March 29, 2018



Housekeeping

- If you have problems hearing the presentation, dial in on a telephone. Dial-in information:
 - in the *Event Info* tab at the top-left of the screen
 - in your registration email
- Dialing in for audio is recommended for best sound quality.
- All attendees' lines have been muted due to the high number of participants.
- For questions or comments, use the “Q&A” function.

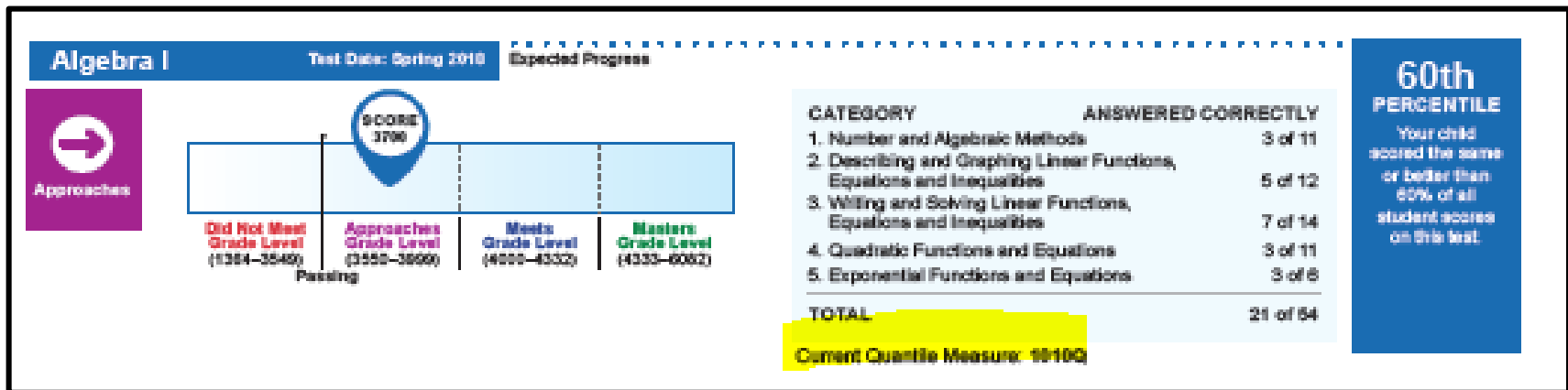
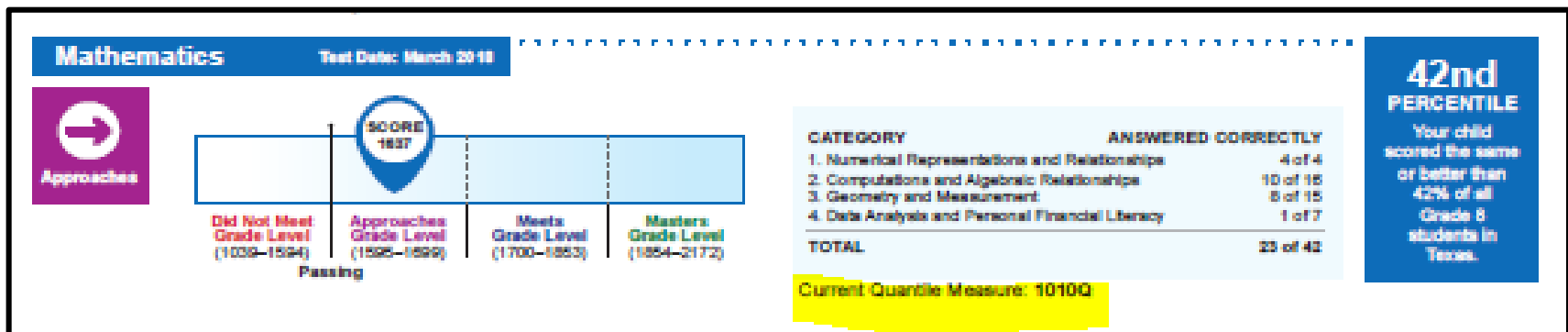
STAAR Report Card and Student Portal Updates

Today's session will cover the following topics:

- Updates to the STAAR Report Card
- Review of the analytic and teacher portals
- Live demonstration of the portals

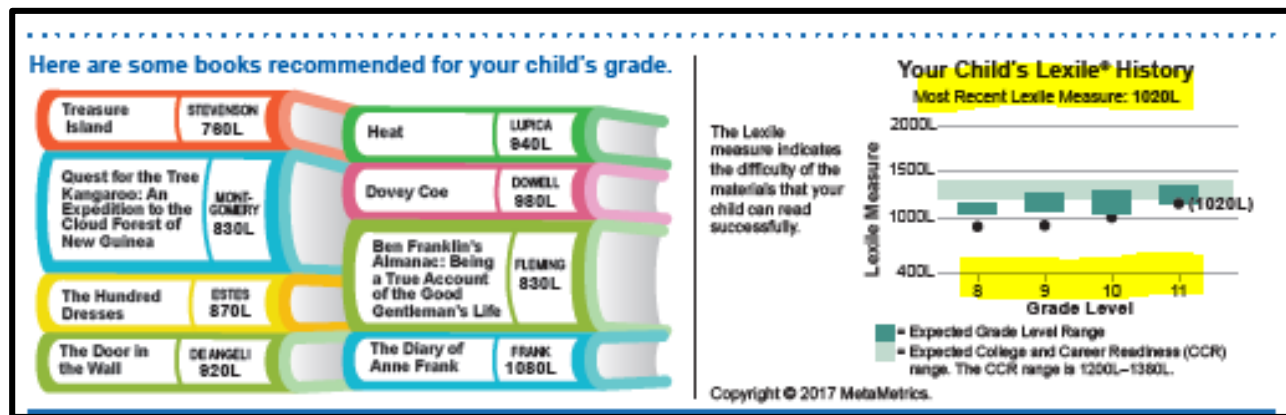
STAAR Report Cards – New Features

- Quantile measure information for mathematics and Algebra I will be displayed page 2 as shown below.



STAAR Report Cards – New Features


- A lexile measure will be provided for English I and II (page 3).
- Enrolled grades 8–11 will have a lexile history chart.
- The most recent lexile score will be shown.
- An expected college and career readiness band will display.
- The recommended books will be the same for grades 9–12.
- For grades 3–8, different books will be recommended.



STAAR Report Cards – New Features

- For grades 3–8 dynamic text will display for reading and mathematics categories (page 4).
- Dynamic text will be determined by tested grade and performance.


Parent Resource Tool



Below are strategies and activities, **tailored for your child**, that you can do with them at home to improve their understanding of important concepts in reading and math.

Reading

Strategies to improve your child's grade 8 reading understanding




Understanding/Analysis Across Genres

- When your child comes across a word he/she does not know while reading, have a printed or digital dictionary available for him/her to look up the meaning of the word on his/her own. A free dictionary app can be found using this link: www.dictionary.com/apps.
- Have your child read books that have also been made into movies — discuss how they are similar and different.

Mathematics

Strategies to improve your child's grade 8 math understanding



Numerical Representations and Relationships

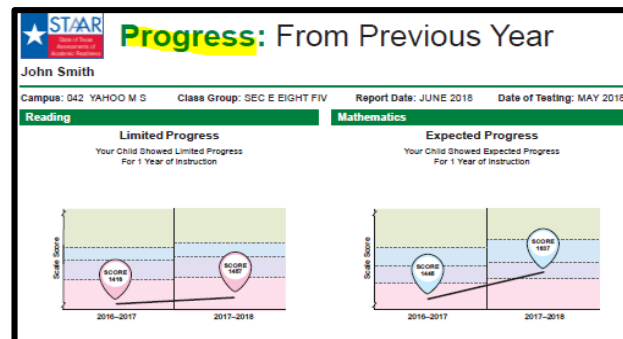
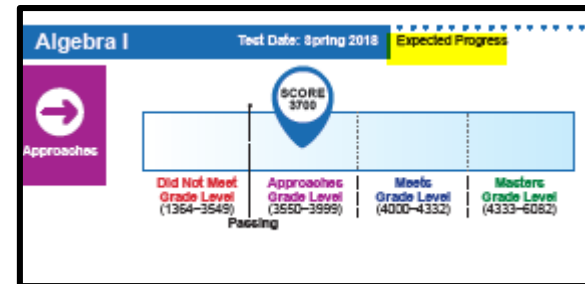
- Foster Effective Study Strategies: Help your child learn how to study effectively for mathematics tests. This means working through problems, not just reading through them or skimming the review sheet. The more problems your child practices, the more he/she will internalize the various components. This increases speed and understanding so he/she can be better prepared to adjust the steps when required.

STAAR Report Cards – New Features

- A Spanish version of the STAAR Report will be available.
 - It will have the same data values.
 - Text will have a Spanish translation.
 - This version is for both 3–8 and EOC assessments.
- Students who fall within the categories below will receive a STAAR Report Card in Spanish and English.
 - Ethnicity (Hispanic-Latino-Code) = 1
 - LEP indicator is C (current)
 - LEP indicator is F (first year of monitoring)

STAAR Report Cards – New Features

- STAAR progress measure shows in literal display.
- For Algebra I and English II progress language was added.
 - 0 = Limited progress
 - 1 = Expected progress
 - 2 = Accelerated progress
- For STAAR grades 3–8, progress displays instead of growth (page 3).



Roster Updates



- The ELL progress measure column and associated legend have been removed for STAAR 3–8 and EOC.
- There is no ELL progress measure for fall 2017 moving forward.

Legend		Scale Score		Approaches	Meets	Masters	STAA R Progress Measure	Results for Each Reporting Category					
--	No Information Available							1	2	3	4		
0	Limited Progress							Numerical Representations and Relationships	Computations and Algebraic Relationships	Geometry and Measurement	Data Analysis and Personal Financial Literacy		
1	Expected Progress							Number of Items Tested					
2	Accelerated Progress							9	11	10	4	Number of Items Correct	
Info	Student	Student-ID (PEIMS)	Gr										
	RAJENDRAN SOWMYA	R H90081082	04	1520	YES	NO	NO		5	9	8	3	

Data Portals

Three portal sites provide interactive reports for the STAAR, STAAR Alternate 2, TELPAS, and TAKS programs.

1. Student Portal
2. Analytic/Public Portal
3. Teacher/Secure Portal



New Features of the Student Portal

- Beginning April 2018:
 - All subjects will have detailed results by item.
 - Detailed item results will have optimal display for mobile devices.
 - The entire website will be available in Spanish.
 - A STAAR Report Card PDF will be available in Spanish when applicable.
 - Mathematics and reading reports will have progress graphs.
 - Reading and English I and II reports will have lexile history graphs.
 - Mathematics and Algebra I reports will have quantile results and history graphs.

Analytic Portal

- Available to everyone (no login needed)
- Customizable reports and quick reports
- Tabular and graphical summary formats
- Disaggregate and filter options
- Print and download reports and graphs
- Seamless navigation to recently viewed reports across programs

Teacher Portal

- Secure single sign-on access through the STAAR Assessment Management System
- Customizable reports:
 - Tabular and graphical summary data
 - Roster and individual student data
- Disaggregate, filter, drill down, and search options
- Data analytics, such as summarize, distribute, scatterplot, and cross tab
- Print, download, and save reports and graphs
- Seamless navigation to recently viewed reports across programs

Questions?



Customer Support

Texas Assessment Support Center

Monday–Friday

8:00 AM – 5:00 PM CT

Toll free:

(855) 333-7770

E-mail:

STAAREOC@ets.org or STAAR3-8@ets.org