

Parent Resource Tool



Below are strategies and activities, **tailored for your child**, that you can do with them at home to improve their understanding of important concepts in reading and math.

Reading

Strategies to improve your child's grade 4 reading understanding



Understanding/Analysis Across Genres

- Read the same book as your child independently, together, or both. Talk about the book as you read it, review main ideas and plot and express your opinions on the book. Then read another book on the same subject. Compare and contrast how both books dealt with the same issue. For example, read two fiction books about family, or two texts about the same historical event.



Understanding/Analysis of Literary Texts

- Set an example. Let your child see you read on a daily basis, too. Talk about the books you are both reading. The more children see a behavior, the more likely they are to mimic the behavior.



Understanding/Analysis of Informational Texts

- Take your child to non-fiction print-rich environments, such as a museum. As you walk around, stop to read and discuss the non-fiction information you see.



Writing Composition, Revision and Editing

- Encourage your child to write regular letters or emails to a relative who lives far away.

Mathematics

Strategies to improve your child's grade 4 math understanding



Numerical Representations and Relationships

- Using a recipe, have your child find equivalent fractions for the amounts shown. For example, $\frac{2}{3}$ cup is equivalent to $\frac{4}{6}$ cup or $\frac{2}{8}$ teaspoon is equivalent to $\frac{1}{4}$ teaspoon.
- Have your child write the equivalent fraction for each monetary value found on a receipt. For example, $\$1.37 = \frac{137}{100}$.



Computations and Algebraic Relationships

- Have your child use everyday objects to create an array of two 2-digit numbers. Associate the array with the multiplication equation. For example, an array of 12 columns and 14 rows would result in a total of 168. The equation would be $12 \times 14 = 168$.



Geometry and Measurement

- Have your child find the length of an object in inches, feet, or centimeters. Ask him what the total units would be if you had 9, 12, or 23 of those objects. For example, the length of a notepad is 8 inches, so 9 notepads would have a total length of 72 inches, because $8 \times 9 = 72$.



Data Analysis and Personal Financial Literacy

- Have your child look at a household budget. Have her identify which items are considered fixed expenses and which items are variable expenses.
- When at a restaurant, ask your child to explain how fixed and variable expenses might affect the restaurant's profit.

Maximize Time During Parent Teacher Conferences

Sample Questions to Ask the Teacher:

- What does my child seem to be the most interested in at school?
- Does my child have good friends in class and at school?
- What is the most important thing that I can be doing to prepare my child for high school?
- Is my child giving his/her best effort?
- What could my child be doing that he or she is not already doing?
- How is my child's work completion in your class?

28Q735
Unique Access Code

For more information visit www.texasassessment.com.

Informed Parents. Better Schools.

STAAR Results

STATE OF TEXAS ASSESSMENTS OF ACADEMIC READINESS



2018 STAAR Report Card



About the STAAR Test

Your child took the STAAR in May 2018. This test asks students to answer questions that measure the knowledge and skills they need to be prepared for college or a career. If you have questions about this report, please talk to your child's teacher or principal, or learn more by visiting www.texasassessment.com.



What the Results Mean

This report shows how well your child did on the assessment. There are 4 levels of Performance.



MASTERS GRADE LEVEL

Mastery of the course knowledge and skills is shown — student is on track for college and career readiness.



MEETS GRADE LEVEL

Strong knowledge of course content — student is prepared to progress to the next grade.



APPROACHES GRADE LEVEL

Some knowledge of course content, but may be missing critical elements — student needs additional support in the coming year.



DID NOT MEET GRADE LEVEL

No basic understanding of course expectations is shown — student may need significant support in the coming year.

From the Commissioner

Tests are a part of life. Our kids will take tests to get a driver's license, to get into college, and even to get certain jobs. As a parent of two myself, I know that no one test can tell me everything about my children. But the STAAR tests have been designed to provide useful information about how much our children have learned academically and how well prepared they are for what comes next.

Students who meet or master grade level by high school graduation have more than a 60% chance of passing their college classes, substantially increasing their lifetime earnings and prospects for success. This report is intended to give you information on how well your child learned this year's academic material in school and how you can help them learn even more.



Mike Morath, Commissioner of Education

John Smith

Enrolled Grade: 4

Date of Birth: 04/01/01 Student ID: *****9747 Local Student ID: --- District: 257-999 ZY CRUSE ISD

Your Child's Performance at a Glance

Reading

Meets
 Grade Level
 Test Date: Spring 2018

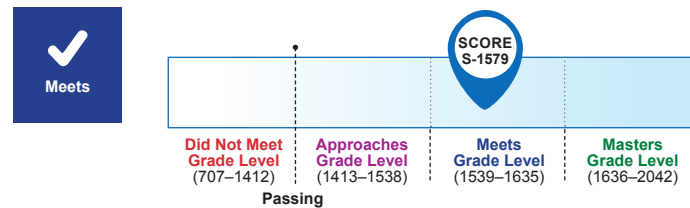
Mathematics

Meets
 Grade Level
 Test Date: Spring 2018

Writing

Meets
 Grade Level
 Test Date: Spring 2018

Reading Test Date: Spring 2018

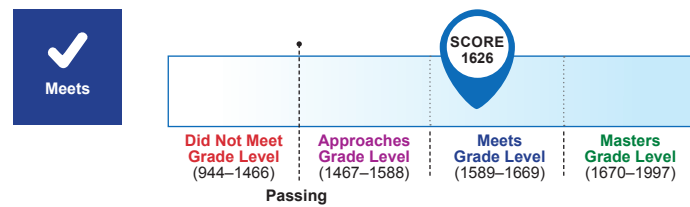


CATEGORY	ANSWERED CORRECTLY
1. Understanding/Analysis Across Genres	2 of 8
2. Understanding/Analysis of Literary Texts	15 of 15
3. Understanding/Analysis of Informational Texts	13 of 13
TOTAL	30 of 36

86th PERCENTILE
 Your child scored the same or better than 86% of all Grade 4 students in Texas.

s = STAAR Spanish

Mathematics Test Date: Spring 2018



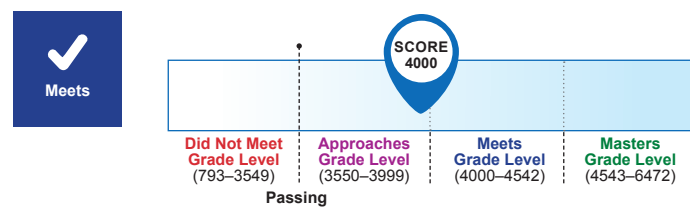
CATEGORY	ANSWERED CORRECTLY
1. Numerical Representations and Relationships	9 of 9
2. Computations and Algebraic Relationships	8 of 11
3. Geometry and Measurement	7 of 10
4. Data Analysis and Personal Financial Literacy	3 of 4
TOTAL	27 of 34

86th PERCENTILE
 Your child scored the same or better than 86% of all Grade 4 students in Texas.

Administered STAAR Spanish Test

Current Quantile Measure: 1201Q

Writing Test Date: Spring 2018



CATEGORY	Summed Score
Written Composition	6 of 8
1. Composition	6 of 8
Multiple-Choice	16 of 24
2. Revision	0 of 8
3. Editing	16 of 16
Multiple-Choice Total	16 of 24
TOTAL	22 of 32

66th PERCENTILE
 Your child scored the same or better than 66% of all Grade 4 students in Texas.

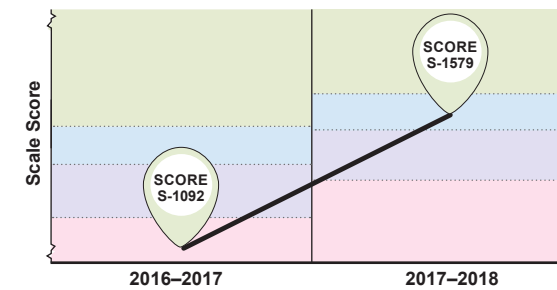
Administered STAAR Spanish Test

John Smith

Campus: 042 YAHOO M S Class Group: SEC E FOUR FIVE Report Date: JUNE 2018 Date of Testing: SPRING 2018

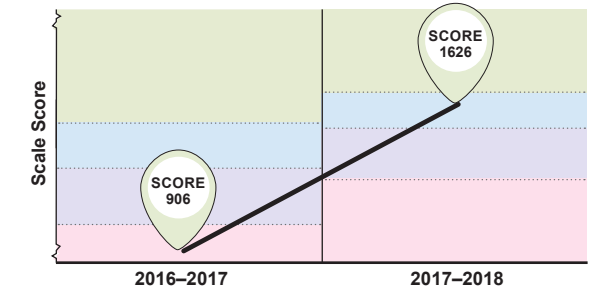
Reading

Accelerated Progress
 Your Child Showed More Progress Than Expected For 1 Year of Instruction



Mathematics

Accelerated Progress
 Your Child Showed More Progress Than Expected For 1 Year of Instruction



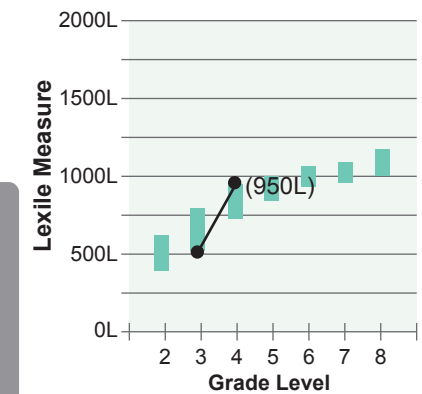
Your Child's Reading Measure History (Lexile® Measure)

The Lexile measure indicates the difficulty of the materials that your child can read successfully.

Here are some books recommended for your child's grade.



Your Child's Lexile History
 Current Lexile Measure: 950L



Copyright © 2017 MetaMetrics.

28Q735
 Unique Access Code

Want More Resources to Help Your Child in School?

For helpful tips and tools, including information on how to improve math skills and participate in a summer math challenge from home, please visit www.texasassessment.com.

- Go to www.texasassessment.com
- Find your unique access code in the monitor to the left
- Enter the code and click on the button to log in and learn more!



Learn More about Your Child's Lexile Level

For more information about your child's reading level history, including an interactive Lexile Growth Planner™ and a Find A Book Tool, visit: www.texasassessment.com/lexile.